


PC
CD-ROM
SOFTWARE

neopets®

PUZZLE ADVENTURE



PRODUCT KEY: LIVE not available in all countries
Do Not Lose This Number! This key is required to fully use this product!

neopets.com

CAPCOM-UNITY.COM

REGISTER FOR EXCLUSIVE OFFERS & NEWS

REG.CAPCOM.COM

EVERYONE
E
CONTENT RATED BY
ESRB

CAPCOM®

⚠ Important Health Warning About Playing Video Games

Photosensitive Seizures

A very small percentage of people may experience a seizure when exposed to certain visual images, including flashing lights or patterns that may appear in video games. Even people who have no history of seizures or epilepsy may have an undiagnosed condition that can cause these "photosensitive epileptic seizures" while watching video games.

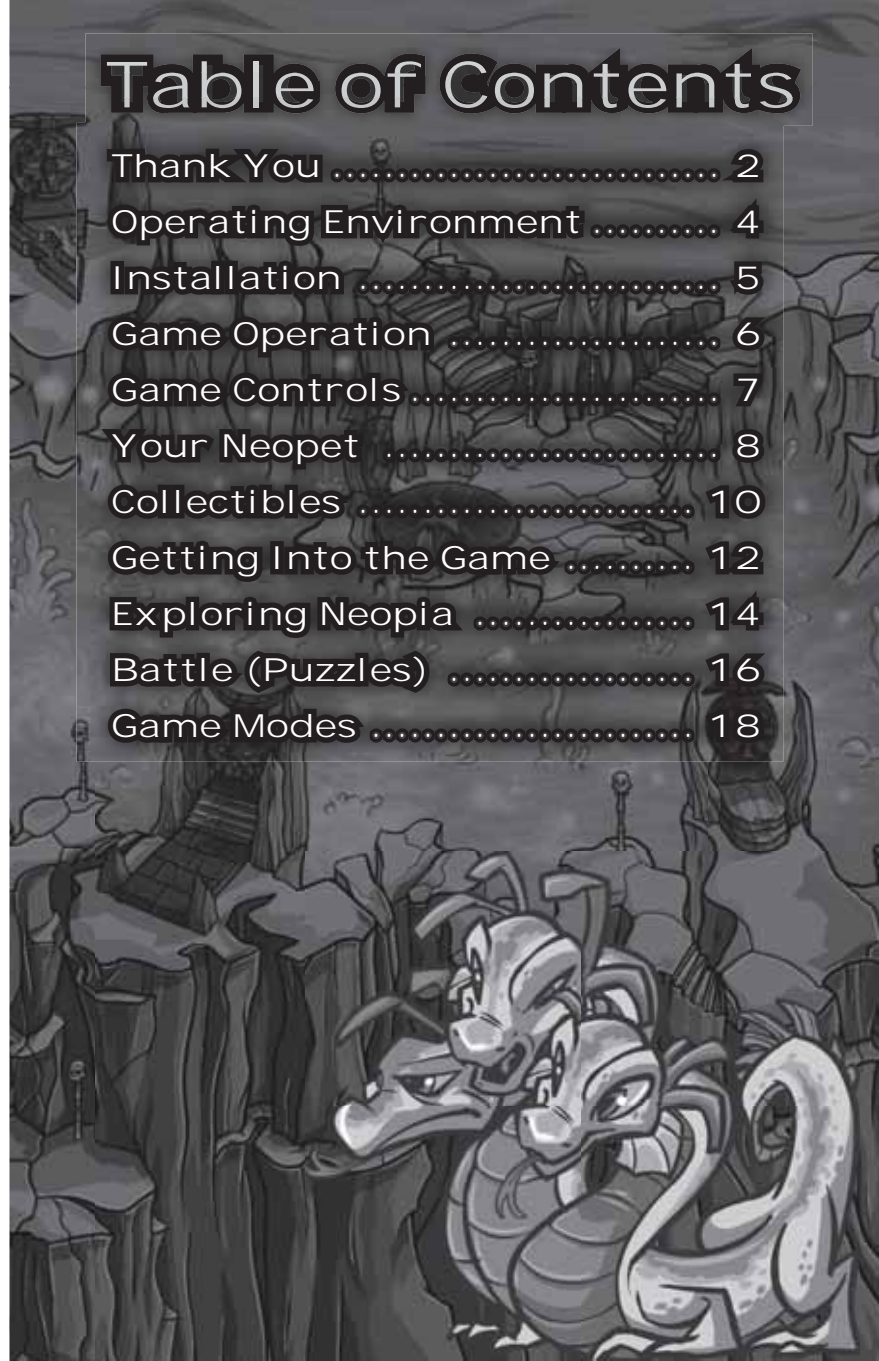
These seizures may have a variety of symptoms, including lightheadedness, altered vision, eye or face twitching, jerking or shaking of arms or legs, disorientation, confusion, or momentary loss of awareness. Seizures may also cause loss of consciousness or convulsions that can lead to injury from falling down or striking nearby objects.

Immediately stop playing and consult a doctor if you experience any of these symptoms. Parents should watch for or ask their children about the above symptoms—children and teenagers are more likely than adults to experience these seizures. The risk of photosensitive epileptic seizures may be reduced by taking the following precautions: Sit farther from the screen; use a smaller screen; play in a well-lit room; and do not play when you are drowsy or fatigued.

If you or any of your relatives have a history of seizures or epilepsy, consult a doctor before playing.

Table of Contents

Thank You	2
Operating Environment	4
Installation	5
Game Operation	6
Game Controls	7
Your Neopet	8
Collectibles	10
Getting Into the Game	12
Exploring Neopia	14
Battle (Puzzles)	16
Game Modes	18



Thank You

From Infinite Interactive in Australia and everyone at Capcom, we wish to thank you for your purchase of this game and your support!

We had quite a lot of fun working with the Neopets franchise and creating this extension of the popular property for Neopets fans and puzzle players alike!

Capcom's fans truly have a passion for excellence in video games. We are proud to present Neopets: Puzzle Adventure to you and wish you many happy hours of fun! From one group of video game fans to another, thank you.



Capcom and Infinite Interactive



Operating Environment

Minimum System Requirements

OS: Windows® XP / Windows Vista®

CPU: Intel® Pentium® 4 processor

RAM: 512 MB (Windows XP) / 1 GB (Windows Vista)

Hard Drive: 8.0 GB

Monitor: 800 x 600 (SVGA)

DVD-ROM Drive: DVD compatible

Video Card: DirectX®9.0c/Shader3.0, NVIDIA® GeForce®6600 series or higher*, or ATI Radeon™ X1600 or higher

Sound: DirectX®9.0c compatible sound cards.

Input Devices: Mouse, Keyboard

Internet: Internet connection required for online play

Notes:

IMPORTANT

Personally created or modified setups not guaranteed to work.

May require the most recent version of Windows Media® Player.

Lowering the monitor resolution may lead to difficulty in reading in-game fonts.

AN IMPORTANT NOTE REGARDING GRAPHICS AND HAVING THE BEST POSSIBLE EXPERIENCE

Neopets Puzzle Adventure uses some of the most advanced rendering techniques available today for special effects and to achieve real-time performance for a great game playing experience. The game was largely developed and tested on NVIDIA GeForce 7, NVIDIA GeForce 8, and NVIDIA GeForce 9 series graphics cards. On a NVIDIA GeForce 8800 or better you will be able to turn on all of the special effect features at higher resolutions in the game. The intended experience can be more fully realized on NVIDIA GeForce 9 Series graphics hardware.

Family Settings

Family Settings in Games for Windows complement Windows Vista® parental controls. Manage your child's access and experience with easy and flexible tools. For more information, go to www.gamesforwindows.com/live/familysettings.

Installation

Installing the Game

Installation is required for playing the game.

- 1 Before beginning the installation procedure, check to make sure that your system meets the minimum system requirements (listed on page 4). Turn on the PC and insert the Neopets Puzzle Adventure DVD-ROM into the computer's DVD-ROM drive.
- 2 The installer will launch automatically. Follow the instructions on-screen to begin the game installation. If the installer does not automatically launch, click My Computer, double-click the DVD-ROM drive icon, then double-click the setup.exe file to start the game launcher.
- 3 Read the terms of usage, check I agree to the Terms of Usage, and then click Next. (The game will not install if you do not agree to the terms of usage.) On the next screen, click Install.
- 4 Choose either Default Install or Custom Install. If you choose Default Install, the game will automatically be installed at C:\Program Files\CAPCOMM\NEOPETSPUZZLEADVENTURE. If you choose Custom Install, you can choose the folder for installation. After choosing an option, click Next.
- 5 Check your settings and click Next to start copying files.
- 6 Click Finish when installation is complete.

Running the Game

For Windows Vista®, open the Start Menu, then choose All Programs/Games/NEOPETSPUZZLEADVENTURE.

For Windows® XP, open the Start Menu, then choose All Programs/Capcom/NEOPETSPUZZLEADVENTURE.

When you first play Neopets: Puzzle Adventure you will be requested to enter the serial number located on the back of this manual to activate the game. This serial number will also enable you to play online and requires an internet connection to activate.

Game Operation

Troubleshooting

Close all other applications before running Neopets Puzzle Adventure. If other applications are running in the background, then unforeseen errors could occur.

When running Neopets Puzzle Adventure in full-screen mode, avoid using Alt+Tab to switch between applications, as Neopets Puzzle Adventure may not continue to run properly.

Please see www.capcom.com/support/neopets for additional support information

Uninstalling the Game

- 1 Select Neopets Puzzle Adventure from the list in Uninstall Program.
- 2 When the launcher appears, please follow the instruction on screen.

Note: This game is presented in Dolby® Digital surround sound.

Connect your PC with Dolby Digital Live technology to a sound system with Dolby Digital decoding using a S/PDIF digital audio cable. Be sure that your PC is configured properly to deliver Dolby Digital audio during gameplay to experience the excitement of surround sound.



Game Controls



All game controls, including battle, inventory management, and navigation are handled through your mouse's left-click button.

Your Pet

Before you can begin playing Neopets Puzzle Adventure, you need to create a Neopet! Your Neopet is customisable in many ways, so have fun personalising your Neopet to fit how you would like to play!

Stats

Each Neopet has three stats that represent different types of magic. As you play through the game you can upgrade these stats to let you equip new Items and Petpets.

Strength: Representative of dark magic, it is depicted as the colour purple.

Defense: Representative of air magic, it is depicted as the colour white.

Movement: Representative of light magic, it is depicted as the colour yellow.



Creating a New Neopet

Creating your Neopet is very easy. Simply hit the "Create New" button and select your Neopet species, colour, name, and gender. Your starting stats are determined by the species you choose and are modified slightly by your colour and gender.



Neopet Species

There are 12 Neopet species to choose from, each with their own strengths and weaknesses. Make sure to choose a Neopet that fits your style of play.

Colours

Your Neopet's colour isn't just for show. It also determines your starting stats, so choose wisely!

Name

Pick a name that fits your Neopet's personality and look.

Gender

Male and female Neopets are mostly the same, but each gives slightly different bonuses.

Leveling Up

As you complete Adventures in the game, you gain levels. After moving up a level, you are prompted to choose which stat you would like to increase. Increasing a stat increases point bonuses received by collecting Gems during battle, so choose carefully what stats to increase, as it affects the type of bonuses you receive and what sort of hero your Neopet becomes!



Collectibles

Finding and using objects is a very big part of Neopets: Puzzle Adventure. Not only do they help you progress through the game and make battles more fun, but they also help you personalize your Neopet! All of these Items can be accessed in the inventory screen.



Neopoints

Neopoints are the currency used throughout Neopia. Use them to buy new Items for your Neopet.

Petpets

These creatures are your companions and help you in battle with their special abilities. To use a Petpet, you must first have it equipped in your inventory. Once equipped, activate a Petpet's power in battle. You can only have up to three Petpets active in battle at any time.

Inventory

Battle Items

Equip Battle Items to provide bonuses during battle. The four categories of Battle Items are helmets, weapons, and amulets. As you level up, you can wear better Battle Items that give you big bonuses!

Shards

Shards are loot collected during your adventure. They can be traded in for Neopoints or can be combined to form an Amulet (see below). The more Shards required to form an Amulet, the more powerful it will be.

Amulets

These Items are constructed from Treasure, and can be worn during battle to provide an extra bonus to your Neopet.

Food

Found during quests or purchasable at shops across Neopia, Food is meant to be combined to create new, more exotic dishes, known as Exotic Food. These Items can be equipped during battle in place of a weapon. However, they can only be used a set number of times before they disappear.

Books

Books can be bought and found all over the world to provide pieces of trivia about Neopets and the world of Neopia. Most Books also unlock additional quests or at least give hints as to how to find them.



Getting into the Game

Game Start

To start a game from the Title Screen, simply click anywhere to open the Main Menu. From here, you can start a new single player experience or join with Friends in multiplayer matches.

If playing in single player mode, you will be asked to create a new Neopet or, if you've already created one, to choose from those available. Once you've selected your Neopet, you're free to start up the Story Mode, enter an Instant Action game, or create a Custom Battle. You can also manage your inventory from this screen, or try your hand at Mini-games and watch unlocked cutscenes.



Saving Your Game

The game saves automatically as you play or before exiting to your desktop. If you wish to delete your saves, you may do so at the Main Menu.

Game Over

Whenever you lose a battle or fail an adventure, you are forced to start over. But don't worry. You can pick up right where you left off!



Unlockables


Watch for Unlockables that can be found throughout the game. Each Unlockable can be achieved by completing a task. These tasks are listed under "Unlockables" in the main menu. Check back often to track your achievements. When a task is complete you will receive a Virtual Prize Code. Take this code and your master code to www.neopets.com/puzzleadventure to redeem your virtual prize. Please enter the master code before entering any other unlockable code.



Exploring Neopia

World Map

The world of Neopia is full of exciting places and sights to see! As you embark on your adventure, you will come across many different establishments that can either help or challenge you. Be sure to visit all of them.



Bases

Bases are sites where you can obtain adventures and complete objectives. Available adventures can be spotted by an exclamation point hovering over a base, while objectives appear as a hovering question mark.



Sites

Sites serve as locations to complete objectives and participate in other activities.

- **Shops:** Purchase Items and weapons to help you in your adventure.
- **Smith & Anvil:** Craft amulets from sets of shards found throughout Neopia.
- **Cauldron:** Play a cooking Mini-game by combining different Foods to create new, more exotic snacks!
- **Ruin:** Scour the old ruins as you search for lost shards!
- **Stable:** Here you can tame and train wild Petpets by challenging them in battle.

Movement and Encounters

Both your Neopet and wandering Petpets are visible and can move on the map. Every time your Neopet moves, Petpets also move across the map. If your Neopet and a Petpet land on the same location, you can enter a battle. Once the battle is completed you must re-issue any movement orders to your Neopet.



Battle (Puzzles)

Basic Battle Gameplay

Battles in Neopets Puzzle Adventure works very simply. Players take turns placing Tokens on a board. When placing a Token on the board, any enemy Tokens between the newly placed Token and another of the player's Tokens are converted, which earns points. The larger the number of Tokens converted, the higher the score gained, especially if multiple lines of Tokens are converted. Players can also use Petpets and Items to boost their score, lower their enemy's score, or otherwise change the tide of battle. The battle ends once the board is full, or if a player no longer has any Tokens.



Gems and Petpets

Both Gems and Petpets are used together to provide bonuses during battle.

There are three types of Gems:

- **Light** – Yellow
- **Dark** – Purple
- **Air** – White

When a Token is placed on a Gem of a particular colour on the board, the player receives one point of that colour's Energy per Gem, per turn. These Gems can also boost one of your three main stats: Strength, Defense, and Movement.



Board Variations


The battle board can differ in many ways based on your location on the map, including:

- Shape
- Starting position
- Placement of Gems
- Placement of "Bonus Score" Grids



Battle Status Effects

Over the course of battle, a Neopet can accumulate status effects that can be beneficial or harmful, depending on what caused them. However, at the end of battle, all Battle Status Effects are removed.



Game Modes

Single Player

Story Mode:

Interact with different characters, complete adventures, and explore the Neopian world as you search for the reasons behind a sudden storm of meteors that destroyed the land of Shenkuu.



Instant Action Mode:

Skip the story and get straight into battle! In Instant Action Mode, interact with the main battle game and take on the game's many different opponents.

Custom Battle Mode:

Choose your enemy and your board and you're ready to go! With Custom Battle Mode, you choose how you'll play.

Mini-games:

Separate from the game's main gameplay, Mini-games are a collection of smaller puzzle games that are centered on an objective rather than a battle with an enemy.



Cooking: Combine Food Items together to create new Exotic Foods! Clear the board by removing bunches of similarly-colored blocks. But move fast! If you don't clear the board within the allotted time you'll overcook your Food.

Solving: Save Princess Amira before she's kidnapped! Click on the grid to reveal arrows pointing in the direction you should go. Reveal squares in that direction and find the princess before time runs out!

Searching:

This Mini-game is similar to the Solving mini-game but without a time limit. Instead, you have a limited number of "shovels" with which to dig for treasure. Find the treasure before all your available shovels are up, and it's yours! Run out of shovels and you have to try again.


Forging: Match clusters of gem tiles together to raise the temperature of the forge and create a special item! While gem tiles gradually increase the temperature, clearing fire tiles gives your forge a big boost. If you reach the goal temperature by the end of the last possible match of gems, then you win!

Petpet Taming:

While you can purchase tame Petpets from stores, those you defeat and catch in battle are considered "wild." To catch a wild Petpet, you must:

- Face the Petpet in battle.
- When the Petpet is close to defeat, use an equipped "capture" Item (a net, glue, or other Item that places a "capture" status effect on the creature).
- Defeat the Petpet before the status effect wears off.
- Play and win a game of Memory Match against the captured Petpet.

Once tamed, your Petpet can then be trained by playing further games of Memory Match, though this time without a competitor.



Game Modes

Multiplayer

Head-to-Head/Competitive:

In competitive mode, two players join to play against each other to see who can achieve the highest score. This mode is similar to a standard battle, except the host can choose the location, board type, and starting setup. At the end of the battle, both players receive Neopoints as a reward!




Multiplayer Connections

Local Game: Play with a friend using the same computer.

LAN Game: Play with others on computers connected through a Local Area Network.

Online Game: Connect online and play with people all over the world.

COMING SOON



MotoGP08

/// COMING TO THE NINTENDO Wii
WINTER 2008



CAPCOM[®]

LOG ON...

CAPCOM-UNITY.COM

- **TALK TO US!** *In addition to fan-to-fan discussions, Capcom staffers and even executives read and respond directly to your questions!*
- *Find other fans, competitors, or even **PLAY** against Capcom staff!*
- **EARN REWARDS** *for community participation and gaming achievements!*
- Check out **BEHIND-THE-SCENES** *blogs, articles, and media!*
- Enter Capcom Unity member-only **CONTESTS AND SWEEPSTAKES!**
- Get **BREAKING NEWS** *announcements and **SPECIAL OFFERS** from the Capcom Store!*

CAPCOM[®]

Notes

Credits

Product Development

Daryl Allison
Sean Mountain
Tim Innes
Scot Bayless
Adam Boyes
Kraig Kujawa
Gary Lake
Jay Dee Alley
Dave Witcher
Morgan Gray
Rey Jimenez
Takashi Kubozono
Darryl Shaw
Shuhei Yamamoto
William Rompf
Derek Neal
Greg Lewickij

Marketing

Nique Fajors
Emily Anadu
Colin Ferris
Grant Luke
John Diamonon
Matt Dahlgren
Frank Filice

Public Relations

Chris Kramer
Melody Pfeiffer
Tim Ng
Jason Allen

Customer Service

Darin Johnston
Randy Reyes

Community

Seth Killian
Shawn Baxter

Creative Services

Francis Mao
Lindsay Young
Kevin Converse
Stacie Yamaki
Derek Van Dyke
Christine Converse
Sissie Chang

Manual Design

George Hu

Business Development and Strategic Planning

Christian Svensson
Dean Borgus

Legal

Corporate Counsel
Estela Lemus

Licensing

Germaine Gioia
Junta Saito
Josh Austin
Amelia Denegre

Special Thanks

Hiroshi Tobisawa
Mark Beaumont
Kazuo Kano
Romanus Wong
Our Friends & Family

The Neopets Team

Nickelodeon Kids & Family Games Group

David Bergantino
Shaan Kandawalla
Yaacov Barselah
Robert Lemon
Jason VanDeWalle
Zohray Hoitsma
Joey Gartner

Nickelodeon Creative Resources

Tim Blankley
Kristen Yu
James Salerno

Nickelodeon would like to thank:

Linnette Attai
Russell Hicks

Special Thanks

Kyra Reppen
Stefanie Schwartz
Bree Andrews
Amanda Garcia
Katie Krieg
Kaycee Harnum
Jason Lewis
Natalie Liang
Anthony Conley
Marissa Morris
Bart van de Goor
Hauke Bahr
Adam Riffaud
Carolina Salazar
Alejandra Thompson
Marcelo Lima
Justin Thorne

90-DAY LIMITED WARRANTY

CAPCOM ENTERTAINMENT, INC. ("CAPCOM") warrants to the original consumer that this DVD-ROM from CAPCOM shall be free from defects in material and workmanship for a period of 90 days from date of purchase. If a defect covered by this warranty occurs during this 90-day warranty period, CAPCOM will replace the DVD-ROM free of charge.

To receive this warranty service:

1. Notify the CAPCOM Consumer Service Department of the problem requiring warranty service by calling (650) 350-6700. Our Consumer Service Department is in operation from 8:30 a.m. to 5:00 p.m. Pacific Time, Monday through Friday.
2. If the CAPCOM service technician is unable to solve the problem by phone, he/she will instruct you to return the DVDROM to CAPCOM freight prepaid at your own risk of damage or delivery. We recommend sending your DVD-ROM certified mail. Please include your sales slip or similar proof of purchase within the 90-day warranty period to:

CAPCOM ENTERTAINMENT, INC.

Consumer Service Department
800 Concar Drive, Suite 300
San Mateo, CA 94402-2649

This warranty shall not apply if the DVD-ROM has been damaged by negligence, accident, unreasonable use, modification, tampering or by other causes unrelated to defective materials or workmanship.

REPAIRS AFTER EXPIRATION OF WARRANTY

If the DVD-ROM develops a problem after the 90-day warranty period, you may contact the CAPCOM Consumer Service Department at the phone number noted previously. If the CAPCOM service technician is unable to solve the problem by phone, he/she may instruct you to return the defective DVDROM to CAPCOM freight prepaid at your own risk of damage or delivery, enclosing a check or money order for \$20.00 (U.S. funds) payable

to CAPCOM. We recommend sending your DVD-ROM certified mail. CAPCOM will replace the DVD-ROM subject to the conditions above. If replacement DVD-ROMs are not available, the defective product will be returned to you and the \$20.00 payment refunded.

WARRANTY LIMITATIONS

ANY EXPRESS OR IMPLIED WARRANTIES, INCLUDING WARRANTIES OF MERCHANTABILITY AND FITNESS FOR A PARTICULAR PURPOSE, ARE HEREBY DISCLAIMED. IN NO EVENT SHALL CAPCOM BE LIABLE FOR SPECIAL, INDIRECT, CONSEQUENTIAL OR INCIDENTAL DAMAGES RESULTING FROM THE BREACH OF ANY EXPRESS OR IMPLIED WARRANTIES.

The provisions of this warranty are valid in the United States and Canada only. Some states and provinces do not allow limitations on how long an implied warranty lasts or exclusions of consequential or incidental damages, so the above limitations and exclusions may not apply to you. This warranty gives you specific legal rights, and you may have other rights, which vary from state to state or province to province.

ESRB RATING

This product has been rated by the Entertainment Software Rating Board. For information about the ESRB rating, or to comment about the appropriateness of the rating, please contact the ESRB at www.esrb.org.

CAPCOM®

CAPCOM ENTERTAINMENT, INC., 800 Concar Drive

Suite 300, San Mateo CA 94402-2649.

©CAPCOM ENTERTAINMENT, INC. 2008 ALL RIGHTS RESERVED.

NEOPETS, and all characters, logos, names, and related indicia, are trademarks of NeoPets, Inc. All rights reserved.

© 2008 NeoPets, Inc. NeoPets is a MTV Networks company.

Gamespy

This product contains software technology licensed from GameSpy Industries, Inc. © 1999-2008 GameSpy Industries, Inc. GameSpy and the "Powered By GameSpy" design are trademarks of GameSpy Industries, Inc. All rights reserved.



PC TECHNICAL SUPPORT INFO

Email: pcgamesupport@capcom.com

Phone: 1-800-334-9785

This number is available Monday through Friday 8AM - 4PM PST.

No hints or codes are available from Technical Support.